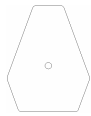




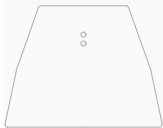
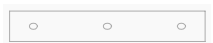




Soap Box Derby Weights ORDER FORM

Date: _____ Order No.: _____

Part No.	Thickness	Weight each	Price/ea	Order Qty	Total \$ per items	Total Wt	Description	
<i>adjustable</i> #100	1/4"	2.65	\$10.50	_____	\$0.00	0	REAR of Stock Car	
#101	1/2"	5.35	\$20.00	_____	\$0.00	0	(Stock Only)	
#125	1/4"	9.2	\$30.00	_____	\$0.00	0	Standard Center Horseshoe Weight	
#126	1/2"	18.35	\$56.00	_____	\$0.00	0	(Stock & Super Stock)	
#140	1/4"	8.6	\$23.00	_____	\$0.00	0	Seat Weight	
#141	1/2"	17.4	\$48.00	_____	\$0.00	0	(Stock & Super Stock)	
<i>adjustable</i> #170	1/4"	4	\$13.00	_____	\$0.00	0	See Below 	
#171	1/2"	8.1	\$23.00	_____	\$0.00	0		
<p>The #170/171 weights can be used in the following locations</p> <div style="display: flex; justify-content: space-between;"> <div style="border: 1px dashed black; padding: 5px;"> <p>Design provides flexibility for growth and plenty of adjustment options without purchasing too many different weights</p> </div> <div style="border: 1px solid black; padding: 5px;"> <p>FRONT (Stock and SuperStock Standard Assembly) FRONT (Stock & Super Stock if pedals are moved forward, use auxiliary hole) REAR (Super Stock)</p> </div> </div>								
#300	1/4"	9.5	\$30.50	_____	\$0.00	0	Master's Rear Wt	
#301	1/2"	19	\$58.00	_____	\$0.00	0		
#401	1/2"	call		_____		0	Master's Side Wts 2.5" x 12" x 1/2" Steel Bar	

Place in car as needed, mostly along side edges

 **Weights No. 100, 101, 170, 171, 200, 211, 210 are ALL Considered "Adjustable" Weights. (10 lbs total recommended)**

<i>adjustable</i> #200	1/4"	0.2	\$2.75	_____	\$0.00	0	Small (2" X 1.25")		Most Racers purchase 4 to 6pcs of these "small" adjustable weights.
#201	1/4"	0.55	\$3.75	_____	\$0.00	0	Medium (2.5" X 3.25")		
#212	1/2"	1.1	\$4.50	_____	\$0.00	0	Medium (2.5" X 3.25")		

Elevator Bolts w/nuts	(Some Elevator bolts require trimming to length based on your application)	Usage (location)
#600 5/16" x 2-1/4" long	\$1.10	1/2" Seat Weight, 1/2" Horseshoe Weight (single weight high)
#601 5/16" x 3" long	\$1.25	Seat Weights and Horseshoe Weight (multiple weights)
Sub-Total	\$0.00	
7.75% Tax Ohio only		
Shipping		(We use actual shipping costs plus packaging)
Total	\$0.00	0 lbs

Name: _____ Credit Card _____
 Address: _____ Exp date: _____ (for order receipt confirmation)
 City: _____ State: _____ Zip: _____ Phone: _____ Email: _____

Make checks payable to: derbyweights@yahoo.com
 Colleen Fink, PO Box 33212, North Royalton, OH 44133-3212 440-237-5363 toll free fax 1-866-289-2079 www.derbyweights.com